



# 165mm Main Extrusion

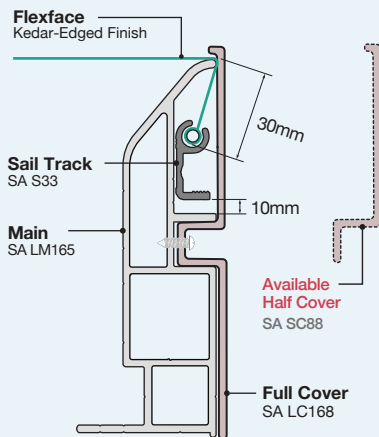
## 168 Full Cover

# INSTRUCTIONS

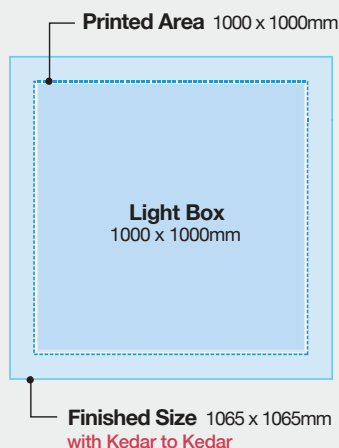


Before beginning the assembly of the extrusion bar, please ensure that all parts have been prepared. Follow the instructions closely, as deviations may void your warranty and pose potential safety risks. If you encounter any issues with your products, please contact customer service at **073219 6711** or email [service@sa-led.com](mailto:service@sa-led.com).

### Extrusion & Sail Track



### Flexface Area



This guide is for installing a flex face light box, we provide an example of a **1000 x 1000mm** box.

### Required Extrusion & Sail Track Parts List

No.	Type	Item Code	Cutting Size	Qty.
1	Main	SA LM165	1,010mm*	4
2	Full Cover	SA LC168	1,010mm*	4
3	Sail Track	SA S33	950mm	4

\*Please ensure that both ends are trimmed at a 45-degree angle within a 10mm tolerance.

### Flexface Area Details (Kedar-Edged Finish Only)

Printed Area	Same as the box size
Border Line	65mm bigger than length and height


e.g.	Lightbox Size	: 1,000 x 1,000mm
	Printed Area	: 1,000 x 1,000mm
	Finished Size	: 1,065 x 1,065mm

\*\*Please note that flexfaces are not supplied.

## Step By Step Instruction



**1** Pre-Step : Soldering four pieces of the main frame to create a square frame.



**2** \*Be prepared for the Kedar-edged banner.  
\*Please note that printed flexfaces are not supplied.



**3** Slide the sail track bar into the Kedar-edged banner on all four sides.



**4** Tight tension on the right side & the left side using a clamp, then secure it with a screw.



**5** Repeat the process in **Step 4** for the remaining two sides.



**6** Trim off each of the four corners of the Kedar-edged banner.



**7** Fitting the full or half cover on each edge and then secure it with a screw (Four sides).



**8** Fit the trim's edges of each cover.  
\*It may not be perfect initially, but you can shave it down the trim's edge to improve it.



**9** Completed.

ALL AVAILABLE IN [www.sa-led.com](http://www.sa-led.com)

**SA-LED**  
AUSTRALIA

### Sale & Enquiry

TEL +61 7 3219 6711 | 0402 136 631  
E-Mail [service@sa-led.com](mailto:service@sa-led.com)

### Head Office & Warehouse

40 Wright Place Algester QLD 4115  
Mon - Fri 7:30am to 3:30pm